



BROOMTALES

Back Country Horsemen of Idaho, Inc. Newsletter

March 2019



**2019 BCHI BOD Meeting & Convention
March 22 & 23 in Idaho Falls**



Bill Conger—CHAIRMAN

208-369-0768
congerwd@gmail.com

Rod Parks—VICE-CHAIRMAN

208-791-3246
rod.d.parks@gmail.com

Debbie Samovar—SECRETARY

208-245-3041
secretarybchi@gmail.com

Kay Ryan—TREASURER

208-398-8993
ryan3863@speedyquick.net

Bob Savage—PAST CHAIRMAN

208-448-2457
bchibsavage@gmail.com

Marybeth Conger—NAT'L DIR

208-369-0769
mbconger1@gmail.com

Amy Lyman—NAT'L DIRECTOR

801-400-2408
amycooklyman@gmail.com

Aline Brinkman—ALT NAT'L DIR

208-745-8547
horsnrdn@a.com

Rod Parks-PUBLIC LANDS NORTH

208-791-3246
rod.d.parks@gmail.com

Phil Ryan—PUBLIC LANDS SOUTH

208-369-1154
ryan3863@speedyquick.net

Rod Parks—WAYS & MEANS

208-791-3246
rod.d.parks@gmail.com

Marybeth Conger—EDUCATION

208-369-0769
mbconger1@gmail.com

Alice Millington—BROOMTALES

208-475-4107
millington0606@gmail.com

Debbie Samovar—CALENDAR

208-245-3041
secretarybchi@gmail.com

Steve Didier—RECRUITMENT

208-451-0146
steve.didier@gmail.com

Jill Nebeker—WEBSITE

208-922-4370
tvbchnewsletter@hotmail.com

Bill Conger—INSURANCE

208-369-0768
congerwd@gmail.com

Chris Reed—FOUNDATION

208-596-1222
gunslinger44@turbonet.com

www.bchi.org

View from the CHAIRMAN'S SADDLE

Wow, just like that another year has gone by. Our spring Board Meeting and Convention will be here before you know it. I was recently asked who could attend a Board of Directors meeting, to which the answer is, any member in good standing. I would encourage all members to experience the innerworkings of our downward-up organization to include attending the 2019 Annual Convention. Remember, when an issue is brought before the membership at the Convention, every Chapter has up to 8 voting delegates. These voting delegates must be members in good standing and present.

The decision to submit an application to the Forest Service (FS) for a Sawyer Certification Program under the new FS Policy is on the March Board of Directors agenda. I would expect that most of you have some knowledge of this policy change by the FS. But just in case, once we have a Sawyer Certification Program approved by the FS, we will be able to train and certify our own members. The short version of how the Sawyer Certification Program would work is:

- The FS will certify "C" Sawyer/evaluators.
- Then BCHI "C" Sawyer/evaluators will train and certify other BCHI members as either A or B Sawyers, depending on experience and abilities.
- Eventually, BCHI "C" Sawyer/evaluators will be able to certify new "C" sawyer/evaluators.
- The BCHI Education Chair or his/her designee will enter training records directly into the FS data base.

Once approved, this Sawyer Certification Program will cover the entire state of Idaho. Also, since the training records are entered into the national FS data base, our sawyers can volunteer in any state or FS Region.

Membership is a subject that comes up often. The discussion usually includes the need for more members, and the concern that many of our members are on the upper end of the age scale. I would challenge each BCHI Chapter to hold at least two public events each year to promote our organization and get new folks to join us. Examples of public events would be a fun ride, an educational clinic or a fund raiser, events that reach the public. After all, we must perpetuate our organization in order to perpetuate our mission.

Bill Conger
BCHI Chairman



BACK COUNTRY HORSEMEN OF IDAHO

P.O. Box 513, Salmon, Idaho 83467-0513



MISSION STATEMENT

- To perpetuate the commonsense use and enjoyment of horses in America's back country & wilderness.
- To work to insure that public land remains open to recreational stock-use.
- To assist the various government and private agencies in their maintenance and management of said resources.
- To educate, encourage, and solicit active participation in the wise and sustaining use of these resources by horsemen and the general public.
- To foster and encourage the formation of new Back Country Horsemen state organizations.

Broomtales is the membership newsletter of the Back Country Horsemen of Idaho, Inc., a non-profit service organization, and is published three times a year—March, June, and October.

Back Country Horsemen of Idaho, Inc.

P.O. Box 513, Salmon, Idaho 83467

For more information about Back Country Horsemen of Idaho state chapters, visit us on the web at: www.bchi.org

Cover photo: TRBCH members Don Klement and Lorelei McNamee on the Elmer Creek Trail in the beautiful Heritage Cedar Grove. Photo by TRBCH member Rod Sangster.

Back cover: Billie Havens leading her mule on the Elmer Creek Trail. Photo by Connie Marshall.

Education Report

“The BCHA Education Team ‘Got it done.’ ” says Backcountry Horsemen of Idaho’s roving reporter.

They started to arrive November 8, 2018, at Craig Allen’s house in Hooper, Utah, and did not leave until the mission was accomplished on November 12. The team consisted of Craig Allen, BCHA Education Chair, and team leads: Latifia Rodriguez (Architecture) Colorado, Marybeth Conger (Course Development) Idaho, Amy Lyman Cook (Field) Idaho. Craig was a thoughtful, gracious host, an amazing cook, and even scheduled YOGA during two of our breaks. Properly motivated, the team worked long days, but always ate well and had fun.



The end result: They successfully created the following *chapter member 101 courses*:

- National Director/State Director
- Chapter President/ Vice president
- Secretary
- Treasurer

These training courses should help all BCH members complete the office they have recently taken, or help others to decide one day to volunteer for an officer position. After all, effective chapter leadership helps BCH grow and have fun while accomplishing the BCH mission.

(Note: The training courses were presented via a webinar broadcast on Saturday, Feb. 23. BCHI with the title "BCHA State and Chapter Officer Roles and Responsibilities." Members will soon be able to find the recorded trainings on the BCHA website.)

Be on the lookout for future education projects. In the meantime, every state and chapter has access to the BCHA Education Architecture document. Go to BCHA.org; sign in to the YM site; click on Chapter Resources; and click on Education Architecture to access the Architecture Spreadsheet, a fluid document, periodically updated with new information. Check it out! Check it often! There is a tremendous amount of training information there for use now.

If you are looking for a BCHA volunteer committee that has fun and makes a difference, email allenceco@msn.com.

Marybeth Conger
BCHI Education Chair

Pack Clinic

STOP THE BLEED! Class

Ride for St.Jude's



Trail Challenge



Etiquette and Safety Clinic

New Year's Day Ride

Share your chapter events on the BCHI Website Calendar

Send your chapter event information to BCHI Website Coordinator Jill Nebeker and to have the information placed on our website calendar. So easy.

We need to begin using our Website Calendar to post and check out all BCHI events.



2019 BCHI Board of Directors' Meeting and Convention

Hosted by Eagle Rock BCH

Shilo Inn and Convention Center
in Idaho Falls, Idaho
March 22 & 23, 2019

Convention Theme: “Sharing the Adventure”

Go to www.BCHI.org and click into Activities for the Event Agenda, Registration Form, and Photo Contest Rules

Questions?
Aline @ 208-521-3480 Winnie @ 208-569-5450

Yahoo! Coming soon: The 2019 BCHI BOD Meeting & Convention

—A message from Eagle Rock BCH President, Winnie Welker

Howdy Fellow Back Country Horsemen and Convention Attendees!

We here in Southeast Idaho from the Eagle Rock Chapter are busy preparing for your convention. (WHEW!) We are excited to host this year and certainly appreciate all of you who travel the distance to come here. We hope that you will have fun, learn lots, rekindle friendships and make new ones. What a wonderful organization of like-minded people we belong to; wouldn't you agree!



I hope you find the hotel, restaurant, and convention, all at the same location, convenient. While it's an all-inclusive stay, you will find many great restaurants nearby. During your stay in Idaho Falls, a definite must is a stroll around the scenic Snake River Greenbelt which is just right outside your door. Not only is it beautiful, but it features many unique artistic benches along the way—look for the horse one—and check out the Veterans' Memorial area during your walk. You may want to consider a visit to the Museum of Idaho. The current exhibit is Archimedes: Science & Innovations, Ancient Technology. There are also Lewis and Clark Expedition and Idaho Falls (we were a dusty frontier town), and Law of the Land exhibits. Other local sites include: the Japanese Pavilion along the Greenbelt, Collectors Corner Museum, Art Museum, The Country Store Boutique and Antiques, Tautphaus Park and Zoo. Please google and check out the details.

Also near-by are a couple of world famous sights. If you are able, I highly encourage a side-trip to Jackson Hole, WY, (and the spectacular Teton Mountains) and Island Park. In Jackson Hole, about a 90-mile drive, the possibilities are endless...shopping; scenic drives to see wildlife; and walking the town square with its boardwalks and elk antler arches, to name a few. Then, about 100-miles away, travel thru Island Park, the West entrance to Yellowstone Park—need I say more? At the west entrance is also the Grizzly and Wolf Discovery Center, where you can actually watch grizzlies and a wolf pack. It would be hard to choose as both are absolutely wonderful destinations; I love them both.

Again, it's our hope you will have a great time in Idaho Falls. Bring those wonderful photos for the contest; your chapter displays; and your chapter donation for the auction. And of course, most importantly, bring those BIG SMILES! See ya'all soon, *Winnie*



Be Proactive When Maintaining Your Chapter's Online Presence

As I waited for articles to come in, I began to look through each chapter's online sites to learn when chapters hold their monthly meetings. I looked first on Facebook (FB), then on websites. I scrolled through a lot of posts to information about monthly meetings. What I came to realize: Chapters that don't have a FB presence should have an interesting and informative and *updated* website, and FB sites should show activity. Good pictures & articles on FB and websites benefit both members and visitors.

And, while meeting information was easy to find for some chapters, near-impossible to locate for others. Monthly-meeting information should be front-row-center on websites and placed into "Events" on FB. An added bonus for visitors to your FB sites: And, here was a found gem: Check out Squaw Butte's blog found on their website under 'Back Country Musings.' Very informative.

With too much time on my hands (apparently), Alice Millington, Editor

Chapter Participates in Sportsmen Against Hunger Event

—Portneuf River BCH information provided by Jeff Perkins

Public Outreach: On January 26, 2019, Portneuf River BCH joined forces with several other conservation groups from the Pocatello area to support those in need by participating in the 12th Annual Sportsmen Against Hunger event. Once again, the event was hosted by the local Cal Ranch store. Participants in the event—PRBCH; Radio station KZBQ; Idaho Fish & Game; Nat'l Wild Turkey Fed.; Rocky Mtn. Elk Foundation; POW-MIA; Ducks Unlimited; and Southern Idaho Rangers, just to name a few—helped raise money for the Idaho Foodbank by playing a modified corn hole game. Prizes for high scorers were provided by the participating organizations.

Participating organizations had booths with information and displays in conjunction with raffles and other activities for kids. ERBCH set up a pack saddle and Back Country Horsemen information booth and had a great time meeting new people and spreading the word about Back Country Horsemen of Idaho.

JD Johnston, Volunteer for the Sportsmen Against Hunger event said, "This event is really good. It's a group of sportsmen that come together to support a great cause, and it's a great way to raise money for the foodbank, and every dollar we raise equates to about five dollars they can provide in meals."



Packing in for the Montana Conservation Corps: Tale of a Trip

—Twin River BCH by Lorelei McNamee

On a Friday afternoon, Don Klement, Rod Sangster, and I left Clarkston, WA, headed for the Isabella Creek Trailhead north of Headquarters, Idaho, a little logging town north of Pierce, Idaho. We would be packing food, 2 chain saws, and other misc. items for the Montana Conservation Corps trail crew out of Missoula, Montana. They had partnered with the North Fork Ranger District in the Nez Perce-Clearwater Nat'l Forest to complete a trail building project. Contact for the project was District Ranger Tim Lewis.

The pack trip began on a trail along Isabella Creek, which connected with the Elmer Creek Trail where the work was taking place. The trail crew had been camping and rebuilding the trail since July 24th. We were the 4th set of packers that had helped them. Others who helped pack for them: July 24th, Palouse BCH; August 4th, Palouse BCH; and August 21st, Twin River BCH. Twin River BCH also went back a week later to help pack them out for the season.

On this particular day, the navigator/co-pilot (me) did a great job of getting us to the North Fork of the Clearwater River, but failed to let the driver know that we needed to take a "left" once we crossed the bridge. So, we continued driving and chatting until we reached the Bungalow, a popular fishing/camping spot on the North Fork of the Clearwater River. Yes, SEVERAL miles off-course. Anyway, we turned around, spent the night at a nice Forest Service parking lot a mile up-river from the trailhead, and got up to the trail-head at 8 am, just in time for a 30-minute stretching routine with the trail crew. Don and Rod loaded 340 pounds of "stuff" into 6 pannier bags, while I saddled horses, and Rod exchanged jokes with the trail crew. After the crew headed out for their camp, we had a quick breakfast and were on the trail with 3 pack horses by 9:15 am. It was a beautiful ride up to their camp, about 3 miles. After we unloaded, we continued our ride up Elmer Creek Trail another half-mile and got to see the beautiful Heritage Cedar Grove. There were trees over 50-feet around, and thought to be over 500-years old. Very impressive.



On another pack trip up the Elmer Creek Trail, Bob Hough looks north from the Elmer Creek drainage.

We Looked at the Seven Devils from Heavens Gate, and more...

—Heartland BCH article by Al Becker

In 2018, the Heartland Chapter had two chapter-sponsored projects and several other trail projects done mostly by chapter members. The chapter continued with maintaining trails over Council Mountain. Work parties came in from both sides of the mountain and maintained Trails No. 210, 201, 202 and a small part of Trail 198. We rendezvoused at the Deseret Cabin Trailhead. (Our group has maintained this trail for the past 20 years and initially put in the trailhead.) A major rain event did cause some significant trail and river crossing damage two years ago on Trail #210 and the Chapter is coordinating with the Council Ranger District for restoration work. The Chapter also agreed with the Idaho Trails Council to pack out a volunteer trail crew in the Seven Devils of the Hells Canyon Wilderness. Jean Revaul, Barb Baker, Harvey Meyer and I accepted this challenge with the generosity of Paul Kleint offering his Diesel truck and trailer to make the steep grade pull to Heavens Gate. A major communication error from a third party negated the need for our pack-out help. However, we capitalized on the location error and enjoyed a full day ride in the Wilderness. I shared with the group that I had taken my mother-in-law several years ago up here and she said it was just not right to 'go to Heavens Gate to look at the Seven Devils!'

Chapter members and other friends also did trail maintenance on the Pollock Mountain Trail No. 179 to facilitate packing in a Northwest Youth Corp Crew for some major trail renovation in Rapid River. Despite the cleared trail, the Rattlesnake Fire, later that summer, put the kibosh on all projects in that area of the Payette National Forest. A significant project completed with the help of HBCH members was the maintenance of the Sixmile Trail #172, which had not been maintained for over ten years and was very difficult to follow. This is trail in a Research Natural Area and is not easily accessible. It is also no easy maintenance job due the terrain, alder brush, large timber blowdown, bogs, rocks, etc. I was able to coerce a few friends, family, BCH members, mountain bike trail users and a few others to each spend a day with me riding, hiking, or biking this trail, all with tools in hand! I am pleased to report that with a lot of skilled and laborious help, the trail was maintained from Meadows Valley trailhead to Grouse Campground at Goose Lake.



On left: Harvey Meyer (L) and Barb Baker looking at the Seven Devils from the Windy Saddle Trailhead at Heavens Gate, starting out on Trail #124. **On right:** Al Becker and empty packhorse Rossi on Trail #124 near the Hibbs Cow Camp site at the head of Granite Creek, where the HBCH group met Bob Dodge and his son (in background) packing out a volunteer trail crew's gear. Photos by Jean Revaul.

47th Annual Salmon Select Horse Sale

**Selling 130 Head
Saturday, April 13, 2019**

Preview: Friday 8 AM-5 PM; Saturday 9 AM-1 PM
Sale is Saturday at 1 PM
Lemhi Country Fairgrounds, Salmon, ID



20th Annual SALMON SELECT MULE SALE

**- 60 Quality Mules -
Friday, April 12, 2019**

Preview 8:00 AM - 5:00 PM
Mule Race 4:00 PM
Mule Sale 6:00 PM



Call for information or catalog: 208-756-2125 Fax 208-756-6809
Or visit www.salmonselectsale.com

Sale Manager: Fred Snook
44 Cemetery Ln, Salmon, ID 83467

1494 Milligan Rd
208-524-4577

Idaho Falls, ID
On Facebook

Our New Year's Day Ride: An Iffy Proposition

—Treasure Valley BCH by Alice Millington

This year, for our Annual New Year's Day Ride and Potluck at Wilson Creek in the Owyhees, usually a members-only ride, we decided to go "public." So, we placed a flyer about it on our Facebook site and shared the invite with others. Then it occurred to some of us that this might not have been the best idea: We had paid for extra insurance for an event that might have to be called off in the event of bad weather, which is as likely to happen as not that time of year. But, happy ending, we had fair skies. Yahoo!

A wall tent with stove was set up (Thanks to Justin and Danyele Kremer) to warm cold bodies, and hot pots of chili and baked potatoes, sides, condiments, and desserts were laid out on tables. We had a contained fire pit to warm hands. "What a beautiful day" was heard more than once as trailers began to roll in. Wow, so many riders showed up—some figure 30+, which included: locals from the Treasure Valley; endurance riders; Search & Rescue riders from the Mountain Home area; riders who wanted to learn more about the chapter; even a foreign exchange student from Indonesia who wanted to see the horses. Good rides, good food, and good conversation....Success!

We will hold a New Year's Day Ride in 2020, but will we invite the public? I'm sure we'll consider it as it was fun this year. But let's face it, we lucked out: it could just as easily have been snowy with wind, something that even the hardest of us would have shunned. So, we may just be happy with our annual public spring ride in April and call it good.



We had a Search & Rescue group attend out of the Mountain Home area. Quite a drive for this enthusiastic group of riders.




On left—TVBCH chapter members and guests gather inside and outside the warming tent. On right—Riders get ready to head out on the trails.



Ranch and Livestock Center

2211 N Holmes Ave - Idaho Falls - 208-522-4880
www.thelivestockstore.com



**The Antique Gallery &
Trackside Mall**

Antiques—Gifts—Crafts—Collectables—Coins
Home Furnishings & Fixtures Capturing the Nostalgia
of the Old West

208-523-9111

301 Poulson, Idaho Falls, Idaho 83401

“The Higher You Get, the Higher You Get”... A Ride to the Pioneer Cabin

—Cache Peak BCH information provided by Mary Ann Shaff

On September 22, 2018, National Public Land’s Day, members of the CPBCH rode to the Pioneer Cabin in the Sawtooth National Forest. When you google Pioneer Cabin, sites promote it as “one of the area’s most popular horseback rides...It climbs through more than 23 switchbacks up a forested ridge and across a flower-decorated plateau to some of the best vistas in the valley.” and “Built by Union Pacific Railroad as a ski hut in 1937, the cabin still provides shelter for spring skiers and a popular lunch spot for summer hikers. Perched at 9,400 feet, the cabins front steps offer breathtaking views of the Pioneer Mountains... the steadily climbing trail to the cabin offers views of peaks in the Pioneer, Smoky, and Sawtooth Mountains.” Wow; maybe that’s why the words, The Higher You Get, The Higher You Get, are emblazoned



From left: Jay Rice, Jay’s friend, Karen Ambrose, Tyler Maasjo, Nancy MacAfee, Shirley Williams, Mary Ann Shaff, Nancy Ady

on the cabin’s roof, as seen from above.

Though the Cabin is nestled on a popular loop, according to Mary Ann, they did not do the loop because the other side had stairs that they didn’t want to take their horses down; for most of them, this was the first trip to the cabin. She also said that the trail is 3.6 miles one way. Because it’s a popular hiking, biking, and horse trail, the ranger district keeps it well-maintained. She further explains that after they had planned the ride, they were contacted to see if they would pack out some items left at the cabin (supplies that had been used in a remodel project by the Ketchum Ranger District) and that it would only take one pack animal to pack them out. Nancy MacAfee used her horse to pack out the items and hiked the whole way back! Mary Ann says, “We will definitely ride it again!”



Above: Jay Rice packs while Karen Ambrose looks on.



Right, from back: Shirley Williams, Karen Ambrose, Tyler Maasjo, and Nancy MacAfee



Above right: Nancy MacAfee leads her packed horse while Nancy Ady follows.

Great words for a wonderful place... The three times I’ve summited Mount Shasta, a peak in Northern California, I’ve written the words “The Higher You Get, The Higher You Get” along with my name and the date of the day’s climb on the paper tablet kept in a metal box at the mountain’s summit. I’d seen that slogan, which is emblazoned on the roof of the Pioneer Cabin, in a picture my husband took when he’d hiked into the cabin years ago. And, I love those words. Haven’t thought about them or the cabin in years. And, now, here it is, up Trail #122 in the Sawtooth Nat’l Forest. What fun to be reminded of my husband’s adventure, the cabin, and that slogan.

Alice Millington, Broomtales Editor



Way up here in the North

—Selkirk Valley BCH by Chip Lawrence

Selkirk Valley is the northernmost BCH chapter in Idaho. Our club has members from Bonner and Boundary counties, predominantly. Perhaps more impressive is the fact that we work with Idaho Fish and Game, the USFS, Idaho Trails Association (ITA) and Idaho State Parks and Recreation (ISPR) packing materials and supplies as well as doing trail maintenance in our five heavily-forested mountain ranges.

Last year's projects included packing 100 gallons of water to Russel Ridge in the Selkirk Mountains for USFS/ITA trail crews. Two trips were made with two mules carrying 10 and 15-gallon plastic water containers. One mule carried 30 gallons while the smaller mule carried 20 gallons.

Another packing project was to Divide Lake in the Cabinet Mountains for the USFS. We delivered several hundred pounds of concrete premix, cables, and hardware for a permanent stock highline above the lake.

A new project undertaken by our club was to reopen (after winter) the trails at Heyburn State Park for ISPR. Heyburn is the oldest state park in Idaho (1908). Located about 40-miles south of Coeur d'Alene near Plummer, the 8,000-acre park is a great place to ride and features a fabulous equestrian camping facility with sites for large trailers with on-site corrals. We will be doing trail opening again there this year.

Our biggest upcoming challenge in the north is the placement and maintenance of the Pacific Northwest Trail. The 1,200 mile trail runs from Glacier National Park to the Pacific Ocean crossing the Idaho panhandle north of Bonners Ferry in very rugged terrain. While the final route through north Idaho is not yet fixed, it will be a challenging portion. We aspire to work on this trail along with Priest River BCH. Both Washington and Montana BCH are already working on their sections.

For those interested in following our progress, our Facebook site is Selkirk Valley Back Country Horsemen.



Above right: Teri Oliver follows mules loaded with water for the pack trip up to Russel Ridge in the Selkirk Mountains. **Top left:** Chip Lawrence leads the way and Chuck Oliver follows with pack mules, on the Divide Lake pack trip. **Bottom left:** Chuck Oliver on trail-clearing project in Heyburn State Park.

VICKERS



WESTERN STORES, INC

1460 Yellowstone Ave
Pocatello, ID 83201
208-237-5700

2665 N. Holmes Ave
Idaho Falls, ID 83401
208-522-5030

www.vickersonline.com

Boise Back Country Horsemen

Saddle Up for St. Jude's

June 8, 2019

Idaho City's Cowboy Campground

3, 6, and 9-mile trail rides

Raffle - Auction - Prizes



Event \$20 - Camping available with prior RSVP

For details or to donate a prize call Linda 208-841-2964



PORTNEUF RIVER BACK-COUNTRY HORSEMEN

- Annual Competitive Trail Challenge -

Saturday, June 8, 2019 South Fork of Mink Creek
Near Pocatello, ID

Fee \$50—Maximum of 40 Riders—Discount for early payment ends April 1st

FREE Breakfast 7am—Orientation 8am—Start of Event 9am

Improve horsemanship skills at nine obstacles

A fun experience for young and old, novice or experienced alike

For Event Information and to sign up:
portneufriverbch.com (prbch.org)

“And the Winner Is...”

—a little bit about our 2018 calendar winner

The winning ticket for the grand prize in the 2018 calendar drawing was that of Nancy Malmberg's. Nancy received her calendar from Helen Kettle, Nancy's long-time friend and a member of BCH of North Central Idaho. Nancy remembers when Helen's photo was on the cover of the calendar: Helen was on a “lovely red gelding bred by us and sold to Helen as a young gelding.”

Nancy and husband Bruce live in Idaho's Owyhee County on a farm/ranch that Bruce purchased the year he went off to U of I, many years ago. Bruce, at one time, farmed 1,000 acres and ran 250 mother cows. Nancy was a registered nurse, now retired. They still raise a few horses and some “fine hay.”

They have several senior horses, who “are like family and will live out their lives here,” says Nancy. For several years Nancy showed a lovely Fjord mare in driving classes, an “old soul” as Nancy describes her. The mare and the Malmbergs appeared in the film “Soda Springs” (picture below, middle).

Nancy said that the mare re-kindled her interest in driving after she was no longer able to compete in 50-mile-and-up endurance rides. They purchased a half-Arab-half-Gypsy Vanner mare and, up until last year, Nancy showed her at the Treasure Valley Whips Driving Club shows. They also have several gaited horses. All of their horses have great temperaments and their Arabian stallion has produced horses that she describes as “horses with bottom and heart and good temperament.”

For many years Nancy competed in AERC-sanctioned endurance rides, where she made many good friends. That is how she met Jill and Ray Nebeker, and Jill's sister Cini Baumhoff, all members of the Treasure Valley BCH. They are still friends today; Jill and Ray have two quality trail horses sired by the Malmberg's Arab stallion. Says Nancy, “We are blessed, as horse people go. Blessed with good friends and good horses.”



Nancy and Bruce Malmberg.

Jill Nebeker riding 6-year old “Fly” out of Malmberg's Arab stallion.



Driving the Fjord mare in the film Soda Springs



Nancy, right, with TVBCH friend Maureen Jackson

Bute vs Banamine...In a nutshell

Two of the most common drugs given to horses experiencing pain are “Bute” and Banamine, both of which are non-steroidal anti-inflammatory drugs (NSAIDs). Like many stock owners, I keep these on hand. However, they are prescription drugs that you can *only get from a veterinarian (vet) AND they should only be administered after consulting with your vet.* What follows is a quick guide to these two drugs:

Banamine is most often used for treating colic. A horse or mule will show significant signs of relief in a half-hour (unlike Bute, which is slow acting.) Banamine is usually administered as a paste—though it can be given intravenously by a vet. I keep Banamine on hand because when I see signs of colic, I can act on it now—after consulting with my vet on the phone—who will, after I’ve described symptoms, instruct me on how much I should dose and what I should be doing with my horse—without waiting what might be hours for a visit.

Bute is primarily used to relieve lameness or musculoskeletal pain and inflammation affecting the animal’s ability to move, i.e. bone disorders stemming from fractures and cracks and joint diseases or disorders affecting the membranes, as well as related ligaments, cartilage, and bone,—disorders which may also be caused by trauma. Bute is found in oral forms such as paste, tablets and powder—only vets should administer injectable Bute.

Both drugs may be very effective at reducing or eliminating your horse’s pain or inflammation, so they are very important drugs in equine medicine. **HOWEVER** they do not *fix the problem* – they only mask symptoms. And, there are risks of gastric and colonic ulcers developing as the medications limit the actions of prostaglandins in the body, including healthy and much needed prostaglandins which protect the gut lining; this is especially true of foals and older animals.

These drugs are both intended to be used at low doses for a short amount of time for the most benefit and least

The information presented in this article is common knowledge, restated from several website articles on the subject.



(Blue Fox Hancock) X Blues Josewood (Blues Beard)
HZ Roan—5 Panel N/N
AQHA & NfqHA 94%

few2manyhorses@gmail.com

Blue Roan Quarterhorse

Hancock Foxwood

\$500 Live Cover (LFG)
Frozen Semen Available

Call Jeff Perkins
(PRBCH)

(435) 760-9281 or
(435) 770-5650

For Your Information...

CHAPTER DISPLAYS AT THE CONVENTION

This year’s Convention theme is **“Sharing the Adventure”** which can be interpreted any way a chapter likes, i.e. **sharing your adventures on the trails; sharing your adventure with members on a project; sharing the adventure with project partners; sharing our BCH adventures at public events... .. anything goes.**

Here are the elements of a winning display...

- Name of chapter (logo would be nice too)
- Title using theme
- Pictures and text that illustrate the theme
- Pictures and text highlighting a few of the chapter’s most recent projects/events/rides
- Captions on pictures
- Should be visually appealing



Creating displays should be an enjoyable process.


The STEP UP

“The Step Up provides the help many of us need to mount our horses and mules...anywhere.”

Four legs provide stability. 2 1/4 lbs. Pulls up by tether and collapses to be tucked into its bag which hooks on to front or back of saddle w/ D-rings. Weight limit: 285lbs.

\$50 — See them at the convention

Aline (208) 521-3480 or Terri (208) 589-9294



ADVERTISE IN BROOMTALES *Alice Millington (208) 475-4107 millington0606@gmail.com*


Alice may bend the rules a bit, but generally the following applies:

FREE Member Classified Ads Up to 40 words - Equine/Back Country-related only - No Business/Service Ads
FREE Chapter Event Announcements

Business Card-Size Advertisements per issue—Member \$25 Non-member \$50 - Larger ads can be accommodated

BCHI and Broomtales are not responsible for the content of any ad or the condition or temperament of any merchandise.





BROOMTALES
 Back Country Horsemen, Inc.
 Debbie Samovar, Secretary
 9176 E Soaring Hawk Lane
 Saint Maries, ID 83861

Joy on four legs: A story about Dawn's Bright June

—by Helen Glidden, HBCH

It was a clear morning just before dawn last summer—June 27th to be exact. The little donkey would bray once during the night, but if he brayed more than once it meant something was up. I heard him bray three times. Other than his bray the barnyard was completely silent—the Aussies in their pen near the barn were quiet as I went to check my mare who was due to foal. And there, in the early dawn light, was the most precious chestnut filly with a small crescent-shaped white marking on her forehead. The mare had foaled, and I got exactly what I wanted—a miniature of her! I believe the barnyard was silent because the Aussies and my other horses knew instinctively to remain quiet so as not to attract attention of any would-be predators.

This is little June, a half-Hanoverian, half-Arab filly. Right from the start this filly showed an exceptional disposition: easy to approach, seemingly not afraid of a thing. I went right to work not only imprinting but showing her everything—an early bomb proofing. But little June wasn't frightened of a single thing. I have played with her for ten or fifteen minutes every day or so since she was born. It is amazing how she handles everything...a crinkly feed sack tied around her middle doesn't bother her in the least. An umbrella close over her ears, my jacket thrown over her head and neck. She has been quietly accepting every test.

When June was only a month old, I decided to invite Back Country Horsemen friends to come see her. I laid out a white tarp, umbrella, doggie tunnel and every bomb proofing item I had on hand. She came in from the pasture, and by herself stepped onto the tarp and.... laid down for a nap! While the dogs were going through the tunnel in front of her, I sat in a lawn chair and boasted to my friends as they ogled at how cute she was.



This little filly has the breeding to be an excellent trail horse. As a baby I've had June go through a RR-tie complex and put logs a foot high for her to jump over on her way out the gate to the pasture. She even likes running through muddy irrigation water. Last year, she was weaned with Uncle Chance, my 29-year-old gelding, many of you have seen me ride on the trail. Now, in mid-February she is a fuzzy little girl with a coat that easily withstands the heavy snow we have had lately. They come running through 3 feet of snow to be fed and little June is handling the winter fine. Born a bright chestnut like her dam, she shed to a liver color in the fall. It will be a pleasure to see her new yearling coat once the fuzz sheds in the spring and I have plans to work with her in many ways until she is old enough to ride. One day I'll see you on the trail with this wonderful filly!

